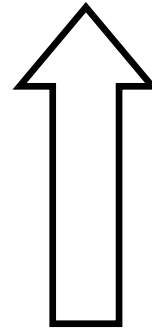
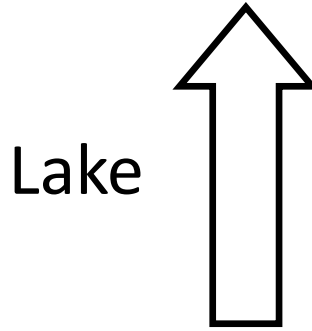
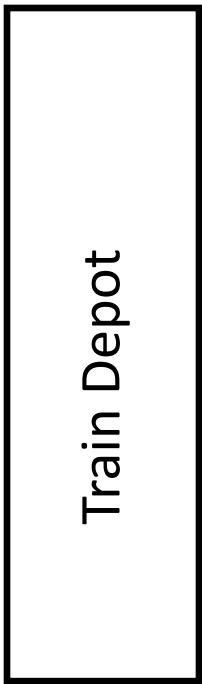
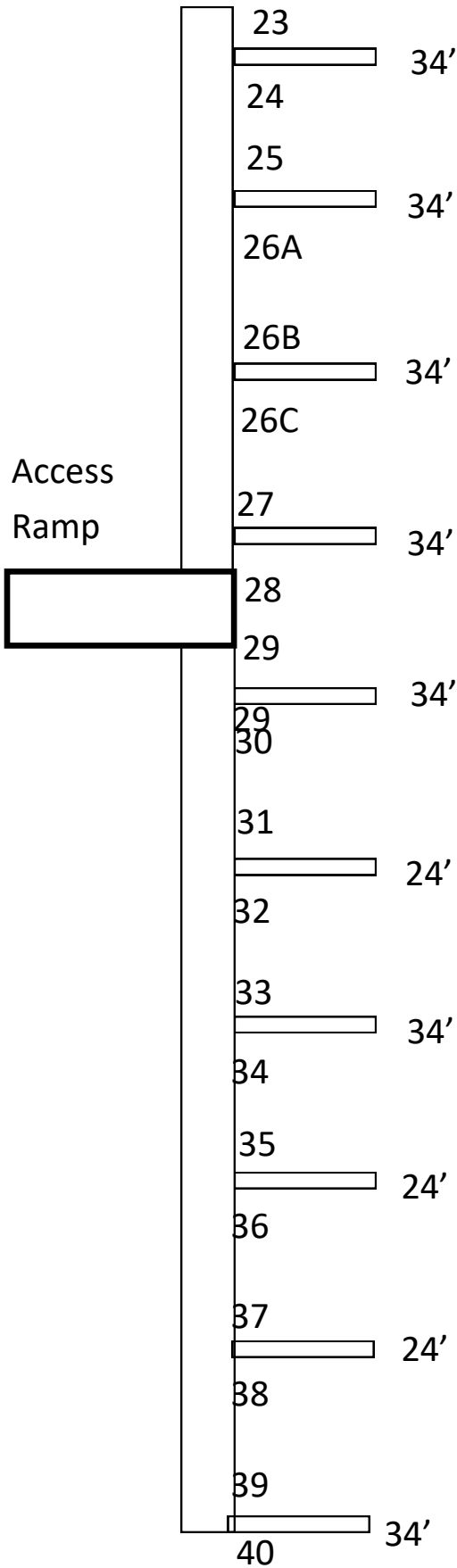
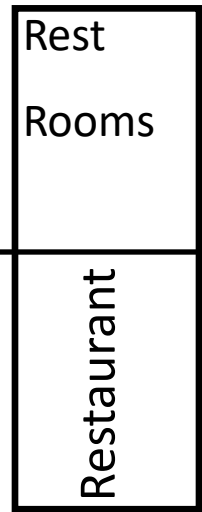


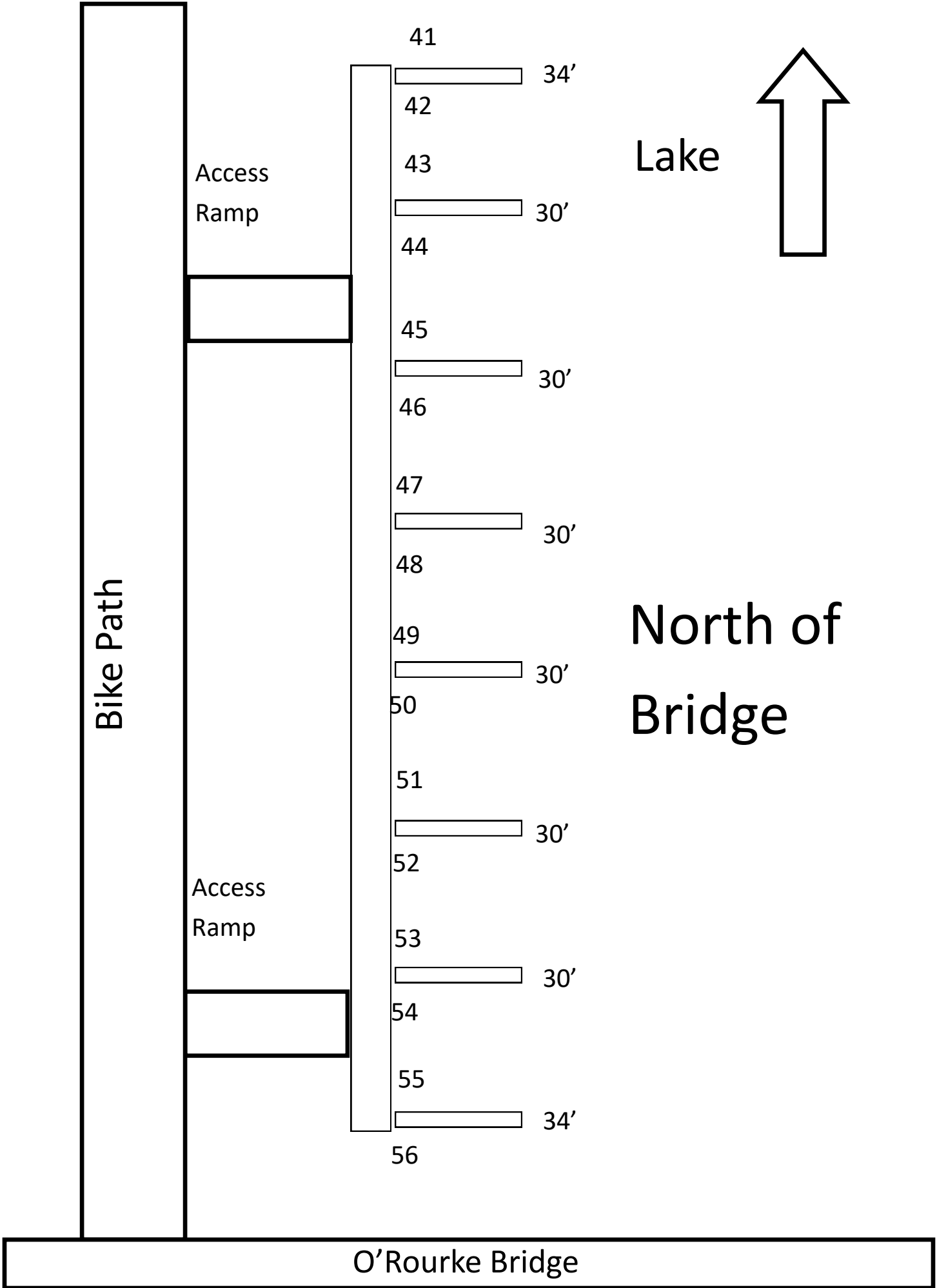
Lake



North of
Bridge



North of
Bridge



O'Rourke Bridge

Bike Path


Access Ramp

Access Ramp

Access Ramp

- 57 24'
- 58 24'
- 59 24'
- 60 24'
- 61 24'
- 62 24'
- 63 24'
- 64 24'
- 65 24'
- 66 24'
- 67 24'
- 68 24'
- 69 24'
- 70 24'
- 71 24'
- 72 24'
- 73 24'
- 74 24'
- 75 24'
- 76 24'
- 77 24'
- 78 24'
- 79 24'
- 80 24'
- 81 24'
- 82 24'
- 83 24'
- 84 24'
- 85 24'
- 86 24'
- 87 24'
- 88 24'
- 89 24'
- 90 24'
- 91 30'
- 92

Lake



South of Bridge

Parking

Bike Path

Access Ramp

Access Ramp

93

24'

94

95

24'

96

97

24'

98

99

24'

100

101

24'

102

103

24'

104

105

24'

106

107

24'

108

109

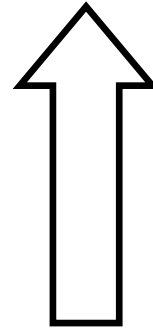
24'

110

34'

112

Lake



South of
Bridge